


# CALL FOR ENTRIES

Entries Due by  
**5pm Friday,**  
*August 25th,*  
*twentyseventeen*

**Annual Awards  
Reception**  
*November 2nd,*  
*twentyseventeen*

**American Society of  
Landscape  
Architects**

*Washington Chapter  
2017 Awards*



# AWARD CATEGORIES

## GENERAL DESIGN

**Recognizes:** Built, site-specific works of landscape architectural design in support of buildings or engineering projects.

**Criteria:** The jury will consider quality of design and execution; design context; environmental sensitivity and sustainability; and design value to the client and to other designers.

**Typical Entries include:** Public, institutional, or private landscapes of all kinds (including mixed-use and multi-family developments); historic preservation, reclamation, conservation; green roofs and walls, stormwater management, sustainable design; design for transportation or infrastructure; landscape art or installation; interior landscape design; and more.



Galleria at Amazon's Block 44 - Hewitt

## SMALL PROJECTS

*Under \$750,000 Landscape Construction Budget*

**Recognizes:** Built, site-specific works of landscape architectural design that have construction budgets below \$750,000

**Criteria:** The jury will consider quality of design and execution; design context; environmental sensitivity and sustainability; and design value to the client and to other designers.

**Typical Entries include:** Public, institutional, or private landscapes of all kinds (except multi-family and single-family residential, see General Design and Residential Design categories, respectively); historic preservation, reclamation, conservation; green roofs and walls, stormwater management, sustainable design; design for transportation or infrastructure; landscape art or installation; interior landscape design; public or private parks, recreation, trails, open spaces; and more.



Bridges at 11th - GGLO

## OPEN SPACE DESIGN

**Recognizes:** Built, site-specific works of landscape architectural design for any large project in which public open space is the primary attraction.

**Criteria:** The jury will consider quality of design and execution; design context; environmental sensitivity and sustainability; and design value to the client and to other designers.

**Typical Entries include:** Public or private parks, recreation, trails, open spaces, and more.



Redmond Central Connector - Berger Partnership

## RESIDENTIAL DESIGN

*Single-Family*

**Recognizes:** Built, site-specific works of landscape architectural design that have been designed for single-family residences.

**Criteria:** The jury will consider quality of design and execution; design context; environmental sensitivity and sustainability; and design value to the client and to other designers.

**Typical Entries include:** Single family residential projects; activity areas for cooking, entertaining, recreation or relaxation; sustainable landscape applications; new construction or renovation projects; historic preservation, rehabilitation, or restoration; affordable landscape concepts and innovations; rooftop gardens; and more.



Newberg Residence - Place Studio



# AWARD CATEGORIES

## ANALYSIS AND PLANNING

**Recognizes:** The wide variety of professional activities that lead to, guide, or evaluate landscape architectural design. Entries in this category are not required to be built or implemented.

**Criteria:** The jury will consider the quality of the analysis and planning effort; context; environmental sensitivity and sustainability; likelihood of successful implementation; and value to the client, the public and other designers.

**Typical Entries include:** Urban, suburban, rural, or regional planning efforts; development guidelines; transportation, town or campus planning; plans for recovery or reclamation of brownfield sites; environmental planning in relation to legislative or policy initiatives or regulatory controls; cultural and natural resource protection; historic preservation planning and more.



Seahurst Park - Anchor QEA

## LANDMARK AWARD

**Recognizes:** A distinguished landscape architecture project completed between 15 and 50 years ago that retains its original design integrity and contributes significantly to the public realm of the community in which it is located as well as to the profession of landscape architecture.

**Criteria:** The jury will consider the project's sustained value to the community it serves and the continued relevance of the project's design expression.

**Typical Entries include:** Parks, plazas, sculpture gardens, botanical gardens, river walks, and more. Public officials and agencies, civic and historic preservation organizations and interested individuals and entities are encouraged to submit projects in this category.



Wanapum Heritage Center - Mithun

# ELIGIBILITY + JURY

## ELIGIBILITY

Project must be completed by an ASLA Fellow, ASLA Full Member, or ASLA Associate Member; or eligible to join ASLA in one of those categories. An official entrant in the Landmark Award category is not required to join ASLA to enter.

While location of the project can be nationwide, the design work must be substantially completed by licensed individuals or firms with a work address within the state of Washington.

The project must not have previously won a WASLA award. The project must meet all requirements set forth in this Call for Entries.

## THE JURY

The Jury will be comprised of an out-of-state group that represent the breadth of the profession, including private, public, institutional, and academic practice, and exemplify diversity in professional experience, geography, gender, and ethnicity. The jury awards will be by majority vote and not by full consensus. The jury process is blind, the identities of the entrant and creative team are not revealed to the jury.

Members of the professional awards jury, as well as the firms, organizations, agencies, or employers they represent, are not eligible to enter the professional awards program. WASLA retains the right to disqualify any entry that does not meet the program requirements or that presents a conflict of interest.

# SUBMISSION

## SUBMISSION

### 1. Entry Category

**2. Project Title (Name):** A submission must have a short, specific presentation title (containing no abbreviations) that indicates the nature of the presentation. (Maximum 15 words).

**3. Project Location:** City and State only.

**4. Project Statement:** In 175 words or less, describe the project and why it is award-worthy. This statement may be used in promotional materials if the project is selected for an award. NOTE: failure to submit this statement will lead to disqualification of entry.

**5. Project Images:** Project images must include at least one (1) site plan and five (5) but no more than fifteen (15) total drawings and/or photographs in a single PDF file not to exceed 15MB and 15 pages. Format of the file to be 11"x17", landscape. Brief caption of no more than 40 words is to be placed at the bottom of each image (Font: Arial, size 14 points). We highly recommend using just one image per slide with a simple caption. Label the PDF file with the project Title (do not label using your name). NOTE: failure to submit images/drawings will lead to disqualification of entry. Entrants are responsible for gaining rights to photographs for publication and reproduction by WASLA. WASLA will provide photography and other project credits when using photos, but will not assume responsibility for any copyrights or photography fees. WASLA retains the right to publish photos submitted in winning entries on the WASLA website, in promoting the awards program, and in other products in conjunction with promoting landscape architecture. The PDF files will be utilized to present your project at the Awards Reception.

**6. Project Narrative:** Describe in 1200 words or less how the project addresses each component of the category's criteria.

**7. Client Authorization Letter:** All entrants must include a PDF of either a letter or email correspondence from the client giving authorization to submit the project or work. The letter shall be dated and shall state at a minimum, "I have reviewed this Entry and have no objections to its submission, judging, or publication."

**All submittals will be done online. Submit to:**  
[www.wasla.org/2017-wasla-awards-call-for-entries](http://www.wasla.org/2017-wasla-awards-call-for-entries)

Please note that within 1-2 days of submission of this form, you will be provided with a link to a Dropbox account where you will upload your remaining project files.

Completion of this form and final submission of materials to the Dropbox account should both be completed **by 5pm Friday August 25th, 2017**. Late entries will not be accepted. Winners will not be notified in advance of the Reception.

**The annual Awards Reception will be held Thursday November 2nd, 2017, from 6:30pm to 10:30pm at the Paccar Pavilion Olympic Sculpture Park, in Seattle, WA.**

### Awards Entry fees:

Professional, FASLA, ASLA Full and Associate Member

**\$250**

Professional, non-member\*

**\$280**

*\*Can only be used in the Landmark category*

### Reception Event Ticket:

Member **\$65** per Guest

Non-Member **\$80** per Guest


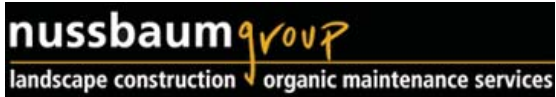
Ticket will include **dinner** and **one alcoholic beverage**.

# AWARDS SPONSORS

## PLATINUM



## WESTERN HEMLOCK



## PACIFIC RHODODENDRON



## AMERICAN GOLDFINCH



Pacific Earth Works, Inc.



## OLYMPIC MARMOT

landscapeforms®